






PERFORMANCE AND VALUE FOR FULL-SIZED SURFACES

The ice resurfacer with a full-size cutting path and the flexibility to adapt to a variety of tractor configurations. Easy operator access to control console while resurfacing.

**MODEL
200**



-  Rust-proof polyethylene water tank is standard
-  Easily adapts to 3-point tractor hitch
-  Full-sized 195.6 cm (77 in.) blade for fast and efficient resurfacing



PERFORMANCE

The Model 200 delivers results normally achieved only by a full-sized ice resurfacer. Precision conveyor maximizes snow capture. Tapered blade holder ends to “feather” edge marks.



OPERATION

Self-contained processes and easy access to controls provide a remarkably simple resurfacing. Convenient rear access to blade simplifies blade changing procedure.



CAPACITIES

Outperforms the competition with 1.42 m³ (50 ft³) of snow tank space and 424 L (112 USG) of ice making water. Spring-loaded door opens vertically, reducing unit length.



CONSTRUCTION

Hand-welded steel body, sealed bearings, high quality paint, galvanized water distribution pipe and corrosion-free poly ice-making water tank for durability.



GLOBAL SERVICE AND SUPPORT

Zamboni Customer Service and a network of Zamboni Authorized Distributors provide exceptional and accessible service and support worldwide.

ZAMBONI

zamboni.com

ZAMBONI and the configuration of the Zamboni® ice resurfacing machine are registered trademarks of Frank J. Zamboni & Co., Inc.
© Zamboni 2016

MODEL 200

This brochure has been prepared only as a general guide for the customer. Every effort has been made to assure that the information presented is correct. Some features described or shown may be optional at extra cost. Prices, colors, materials, specifications and models are subject to change. For current product information, please contact the Zamboni Company.